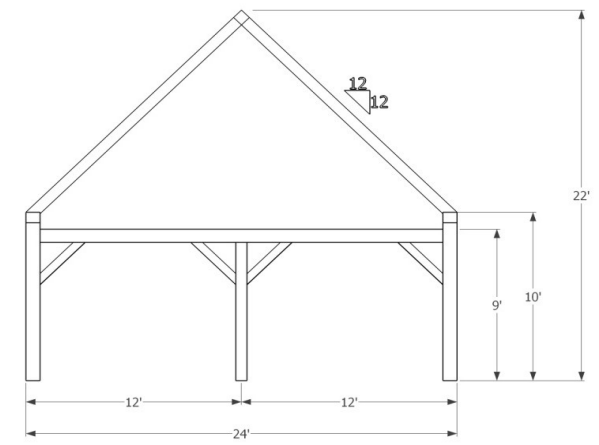
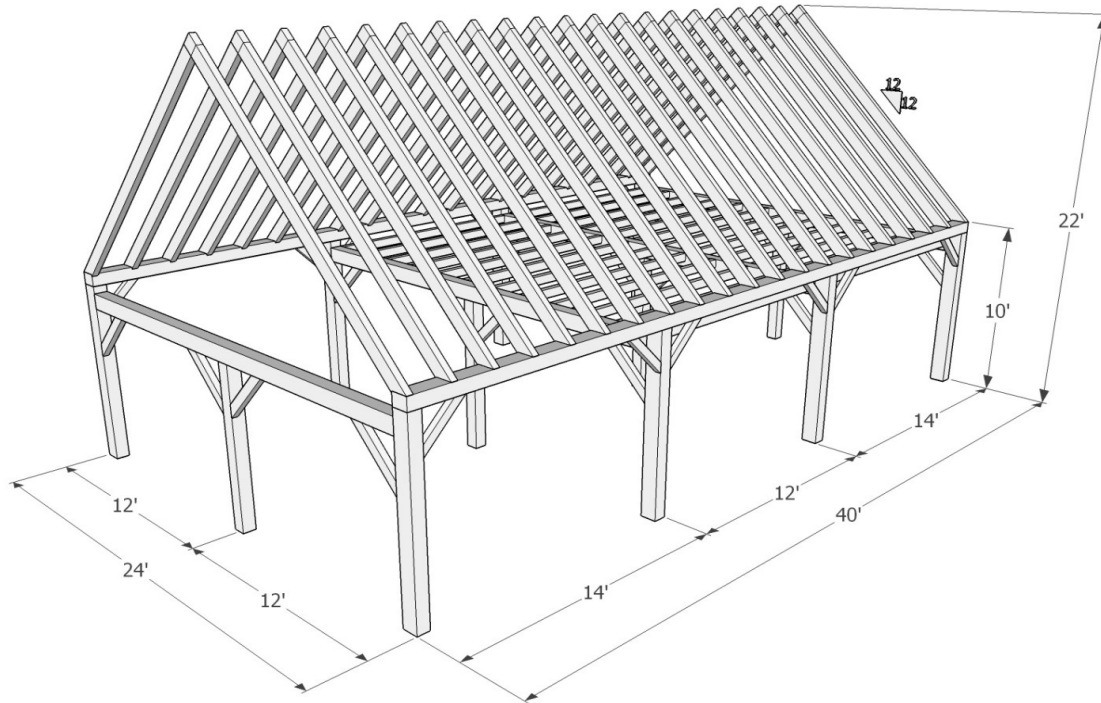
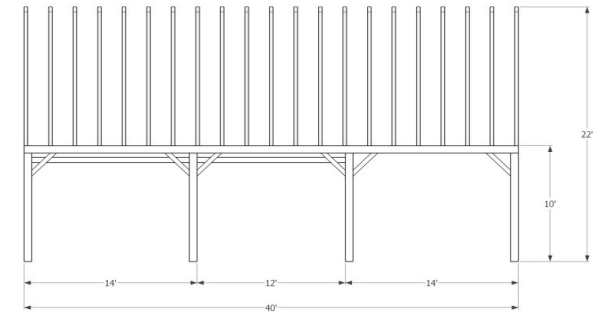


The HOLLEFORD Series - 24' x 40'



Bent View



Side View

This classic frame design uses a 12/12 pitch roof, and maximizes the span on the free spanning common rafter system. This allows for an efficient and roomy loft that can make for a stand alone home, cottage, or can be built into a hybrid home system. The frame footprint is 960 ft² with a total living space of 1,556 ft².

	<u>E. White Pine</u>	<u>Douglas Fir FoHC</u>	
Shop Work & Design:	\$45,885.00	\$56,815.00	
<u>Delivery & Installation starting at*</u> :	<u>\$19,990.00</u>	<u>\$19,990.00</u>	
Total:	\$65,875.00	\$76,805.00	+hst

+Add optional V-Joint decking installed on ceilings & lofts: please contact us for details and pricing

<u>Details:</u>	
Sanding of timbers:	Yes
Clear oil based stain:	Yes
Engineering of timber work:	Yes
Timber frame footprint (sq.ft.)	960.0
Total living space w/ loft (sq. ft.)	1,556.0



1948 Sharpe's Lane, Brockville, ON K6V 5T1
 Office: (613) 498-2406 / Cell: (613) 803-3241
www.gibson timber frames.com
info@gibson timber frames.com

* Within 100km of our shop. Delivery and Installation costs may increase at greater distances.

^ Please contact us for details and current pricing.